

# How to Turn on Practice Mode

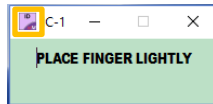


identiMetrics™

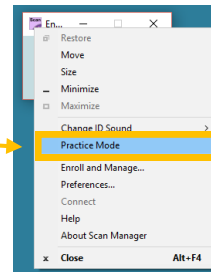
Cheat Sheet

Practice Mode allows a person to scan with identiMetrics™ and not send information to the host application.

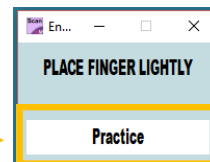
1. Click on the icon on the Scan Manager's upper left-hand corner.



2. Select **Practice Mode** from the Drop down.

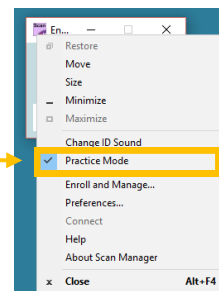


3. Make sure the Scan Manager reads **Practice**.



4. Practice, practice and practice.

5. Turn off Practice mode by clicking on Practice Mode again (uncheck the box).



**Note: This will make the Scan Manager active and will make scans send over to the host application.**

Need assistance? It's easy to get in touch with one of our Biometric Experts!



GO  .com



support@identimetrics.net



215-836-5640